

## Who is a candidate for GAE?:

- Mild to moderate knee OA
- Moderate to severe knee pain in one or both of your knees
- Pain in your knees when you walk up stairs
- Stiffness in your knees when you wake up
- Routinely take medications for knee pain
- Not ready or willing to undergo knee replacement

## Do any of these apply to you?

If yes, call to schedule a private consultation with our Interventional Radiologists at 317.621.5555.



[www.radiologyofindiana.com](http://www.radiologyofindiana.com)

Please call us at **317.621.5555** to set up an appointment with one of our board certified Interventional Radiologists who are experts in Genicular Artery Embolizations.

To learn more about GAE, please visit:  
[www.radiologyofindiana.com](http://www.radiologyofindiana.com)



## GENICULAR ARTERY EMBOLIZATION (GAE)



**A Patient's Guide to a Non-Surgical Approach to Treat Knee Pain From Osteoarthritis**

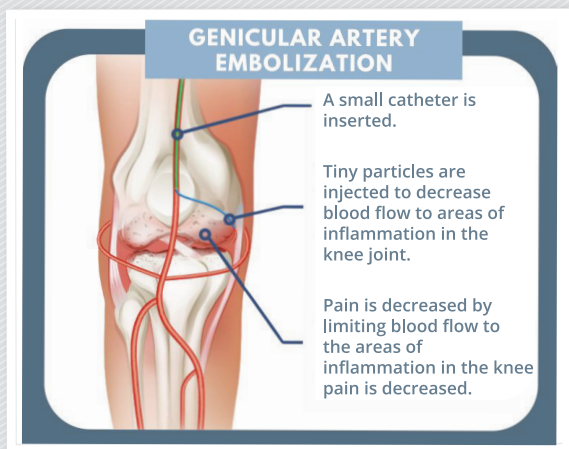
[www.radiologyofindiana.com](http://www.radiologyofindiana.com)  
317.621.5555

## Genicular Artery Embolization (GAE)

Is an outpatient, minimally invasive, non-surgical procedure for the treatment of pain for mild to moderate osteoarthritis (OA).

The GAE procedure safely reduces excess arterial blood flow to the inflamed synovial lining of the knee from OA.

Reducing the synovial inflammation can provide fast and longer term pain relief for OA patients. This pain improvement limits the need for oral pain medication, joint injections and can allow your return to a more active lifestyle.

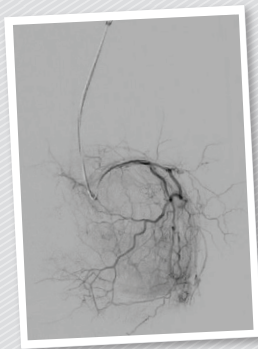


## The GAE procedure:

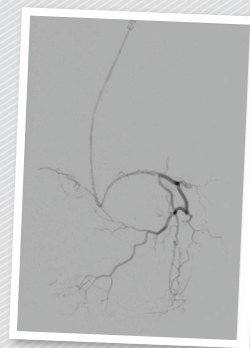
GAE is performed by an Interventional Radiologist (IR), a doctor who uses imaging guidance to see structures inside the body and treat conditions without surgery. During the GAE procedure you are given sedation medication but remain awake.

A small catheter is used to access an artery at the top of your thigh. (Using x-ray imaging) the catheter is directed to the genicular artery and specific branches are selected that lead to the inflamed vessels supplying the lining of the knee (synovium). Tiny particles are injected into the inflamed vessels. These particles will reduce blood flow and decrease inflammation, providing significant pain relief in majority of patients. Patients go home the same day.

A



B



## Temporary Risks:

- Dull knee pain
- Numbness
- Bruising, hematoma
- Discoloration around the knee after the procedure
- Skin ulcerations around the knee

## Osteoarthritis Treatment Alternatives:

- Lifestyle management
- OTC medications
- Physical therapy and exercise
- Steroid and hyaluronic acid injections
- Knee replacement surgery

## Health Insurance Coverage:

Most insurance companies cover the GAE procedure for treatment of osteoarthritis pain. Discuss your coverage with your doctor or insurance provider before the procedure.